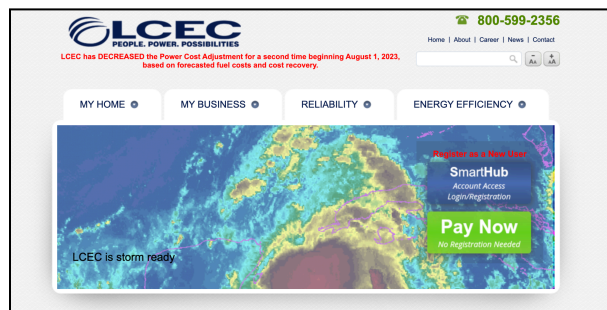
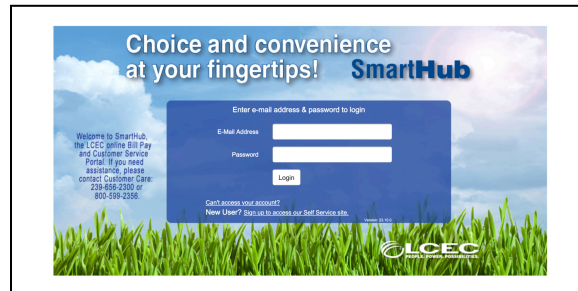


LCEC: Getting Annual Consumption

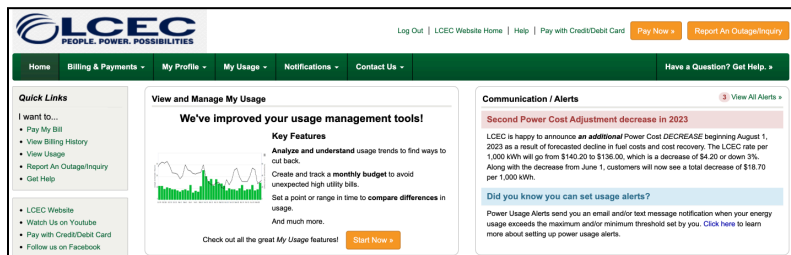
Go to <https://www.lcec.net/>



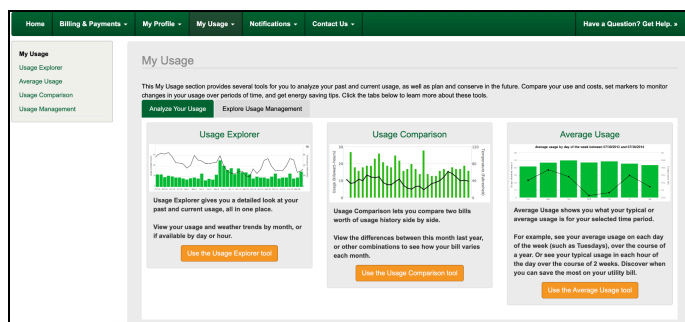
1. Once on home page navigate to the **“MY HOME” Tab**, and from the dropdown click on **“SmartHub Login”**



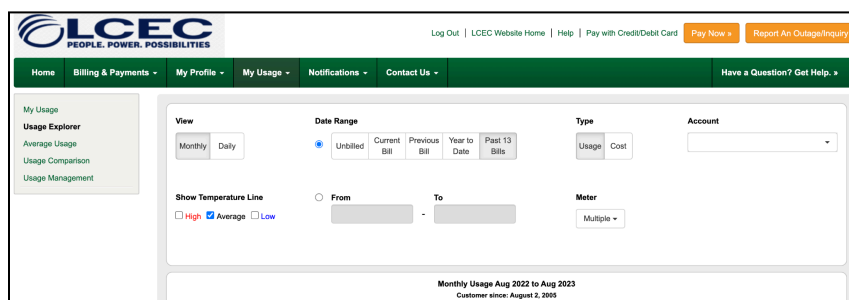
2. Once logged in you should see a page that looks like this



3. Click on the **“My Usage”** tab and you’ll be shown this (below) Click on the **“Usage Explorer tool”**



4. You will be greeted by a page that looks like this



5. By default it should have a **“Monthly”** view, a **“Date Range”** of the current month to 12 months prior (the example shown has a Date Range from August 2022 to August 2023), and the **“Usage”** option should be selected if it isn’t already.

6. If you scroll down you will see this graph of the previous 12 months (***In this example, this home had a meter swapped at the end of May: which is shown in orange, prior to the swap it shows the other meter's readings in Green***)



7. The total Usage is found in the table labeled “Usage.” (***In the instance of a meter swap you will see a drop down to select a specific meter***)

Usage	
Meter:	9496736 ▾
High Usage:	2,732
Low Usage:	1,474
Average Usage:	1,958.5
Total Usage:	19,585

8. If only one meter then your total usage is shown at the bottom of the table (above)

Usage	
Meter:	63117973 ▾
High Usage:	3,055
Low Usage:	47
Average Usage:	2,254
Total Usage:	11,270

9. If there is a second meter (**shown above**) you will need to add the first meter total with the newest meter's readings. Simply **click the drop down** and select the other meter number, and add the total usage together to get a grand total for the previous 12 months. (For this example, the first meter read 19,585 kW, and the second meter read 11,270 kW. **So about 30,855 kW are being consumed yearly.**

At Solar First this alone helps tremendously for us to understand your home's usage, and equips us with the knowledge to create and design a system that makes sense for your household. Thank you!